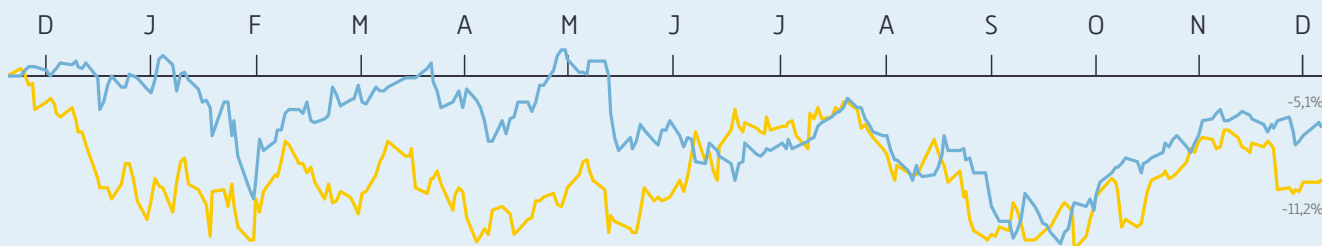


IN 2 MINUTES

Ferrovial on the Stock Market

SHARE PRICE IN 2022

FERROVIAL
IBEX35



27.56€

Price at 2021 year-end

24.47€

Price at 2022 year-end

HISTORICAL SHARE DATA

	2022	2021	2020
PRICE AT YEAR-END (€)	24.47	27.56	22.60
MAX. (€)	27.72	27.75	30.45
MIN. (€)	22.82	19.81	17.49
VWAP (€)	24.77	24.15	23.66
AVERAGE DAILY CASH (M€)	30.02	32.48	46.86
AVERAGE DAILY VOLUME (M SHARES)	1.21	1.35	1.97
NUMBER OF SHARES (M SHARES)	727.443	733.60	732.90
CAPITALIZATION (M€)	17,801	20,218	16,564

CAPITALIZATION (M€)

17,801

TOTAL SHAREHOLDER RETURN (TSR)*

-8.6%

* Total Shareholder Return (TSR): is the sum of dividends received by the shareholder, the valuation/depreciation of the shares and other payments such as delivery of shares or repurchase plans.

CREDIT RATING

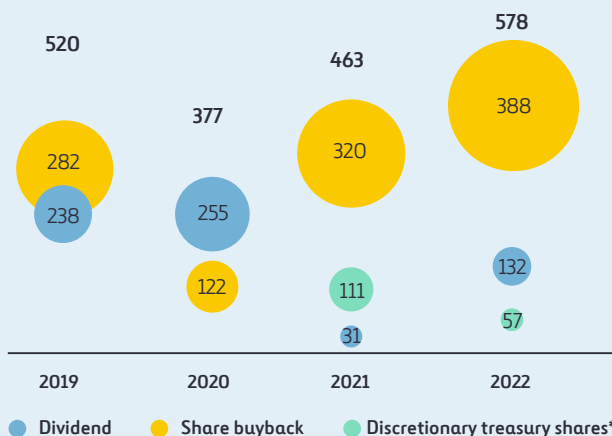
BBB

S&P AND FITCH

ANALYSTS' TARGET PRICE

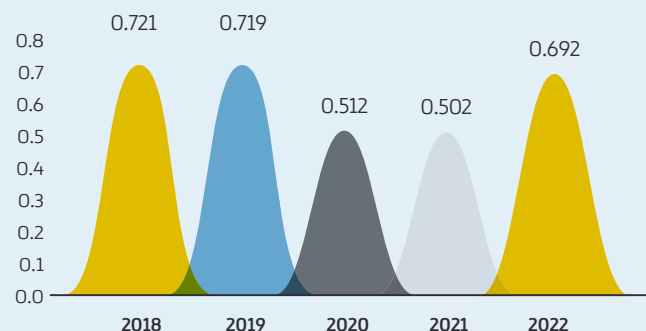
30.18€

SHAREHOLDER REMUNERATION (M€)



* In 2021 the Board of Directors approved a treasury shares acquisition, executed from October 2021 to January 2022.

SCRIP DIVIDEND* (€/SHARES)



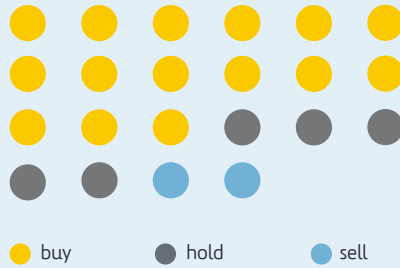
* Sum of the two scrip dividends paid during the year (committed purchase price of rights by Ferrovial).

CONTACT WITH THE MARKET

More than 200 meetings, mostly calls, 22 roadshows, with nearly 600 investors

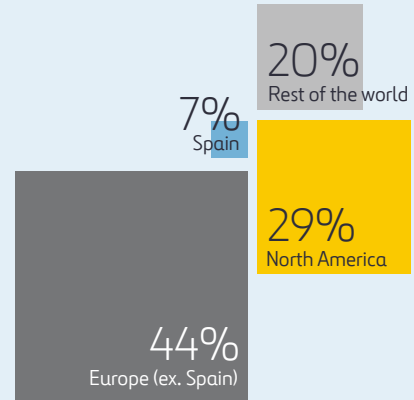
ANALYSTS' RECOMMENDATION

22 analysts covered Ferrovial as of December 31, 2022



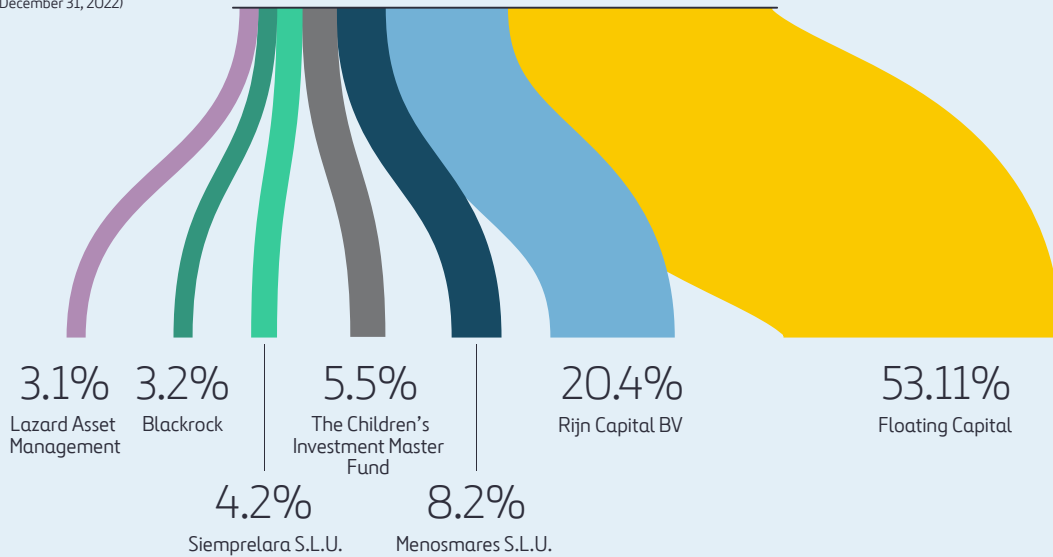
INSTITUTIONAL INVESTORS*

*Source: CMi2i (October 2022)

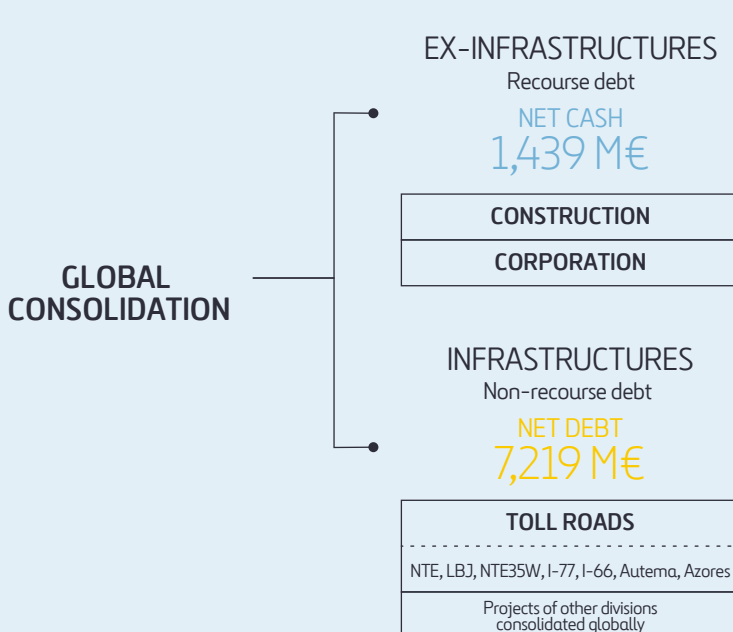


SHAREHOLDER'S STRUCTURE*

*Source: CNMV (December 31, 2022)



Financial situation



EQUITY CONSOLIDATION

